



Portfolio Managers' View

As at 19 January 2021

Fund Management Department

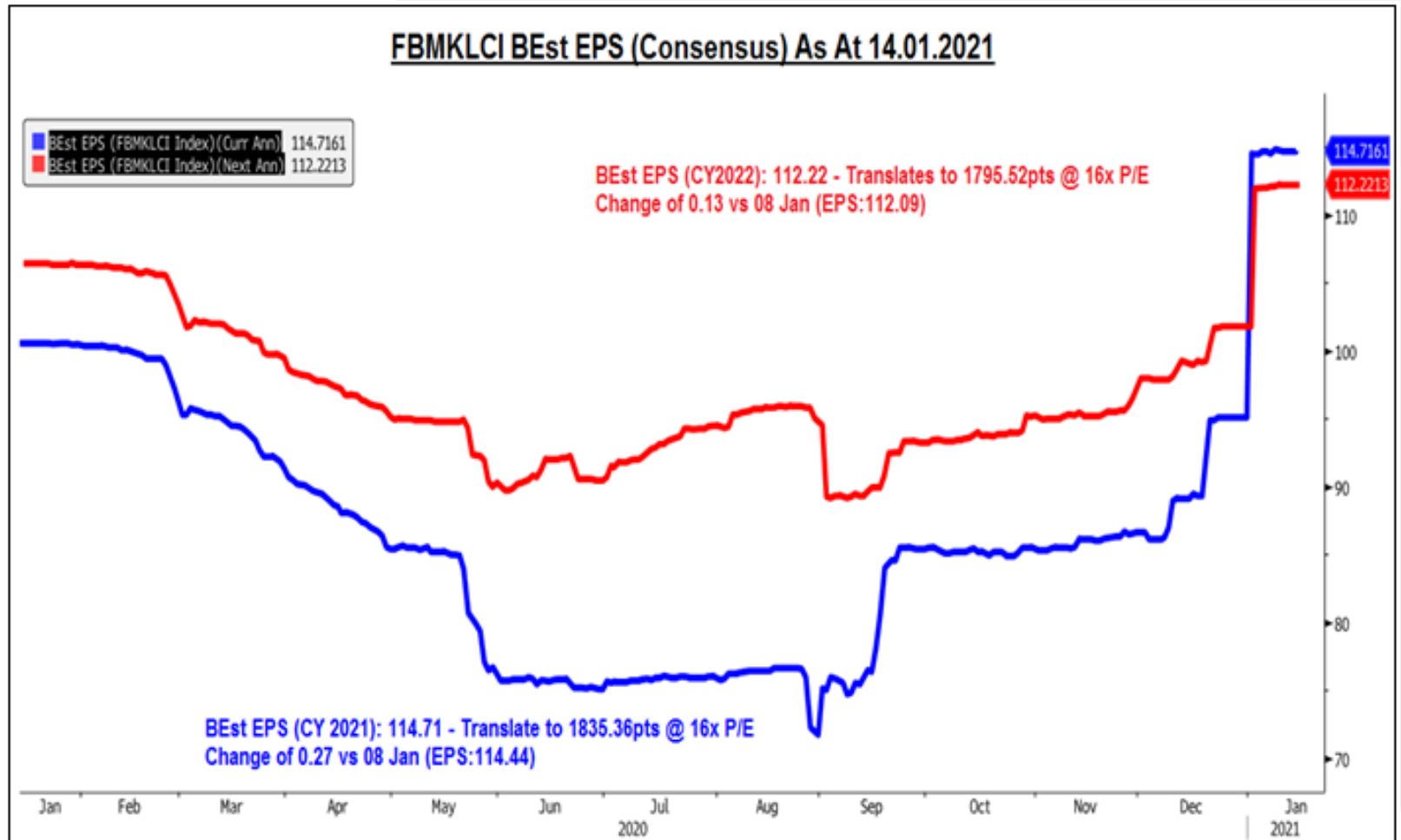
Malaysia

1. The KLCI closed at 1,605 @ 19.01.20, down -1.6% M-o-M. Last week, Technology (+8.9%) and Healthcare (+7.2%) were the best performing sectors while Utilities (-2.6%) and Oil & Gas (-1.1%) were the worst performing sectors. YTD @14.01.2020, the KLCI has increased marginally by 0.5%.
2. The advent of 5G, usage of video conferencing for work and social purposes, growth of e-commerce and online gaming products are catalysts for spending on cloud data center investments in 1H21. Technology publication, Digitimes, reported that Seagate expects global data usage to rise by more than 40% in the next 2 years. It plans to expand its storage capacity per hard disk drive to 30 Terabyte (TB) by 2023 and 40 TB by 2026. In our view, our holding in Dufu Technology which manufactures spacers used in hard disk drives will benefit from these positive trends.
3. As shown in Exhibit 3, the Malaysia's Technology sector has outperformed the broader market. Technology companies are enjoying an upsurge in orders, longer visibility, high utilisation and average selling price (ASP) increases. Multiple factors are driving this – including higher end-demand, new 5G smartphones, technology innovation, inventory building, work-from-home and learn from home trends. We continue to be Overweight technology across our funds as we believe the structural drivers for the sector remain intact.

-continued

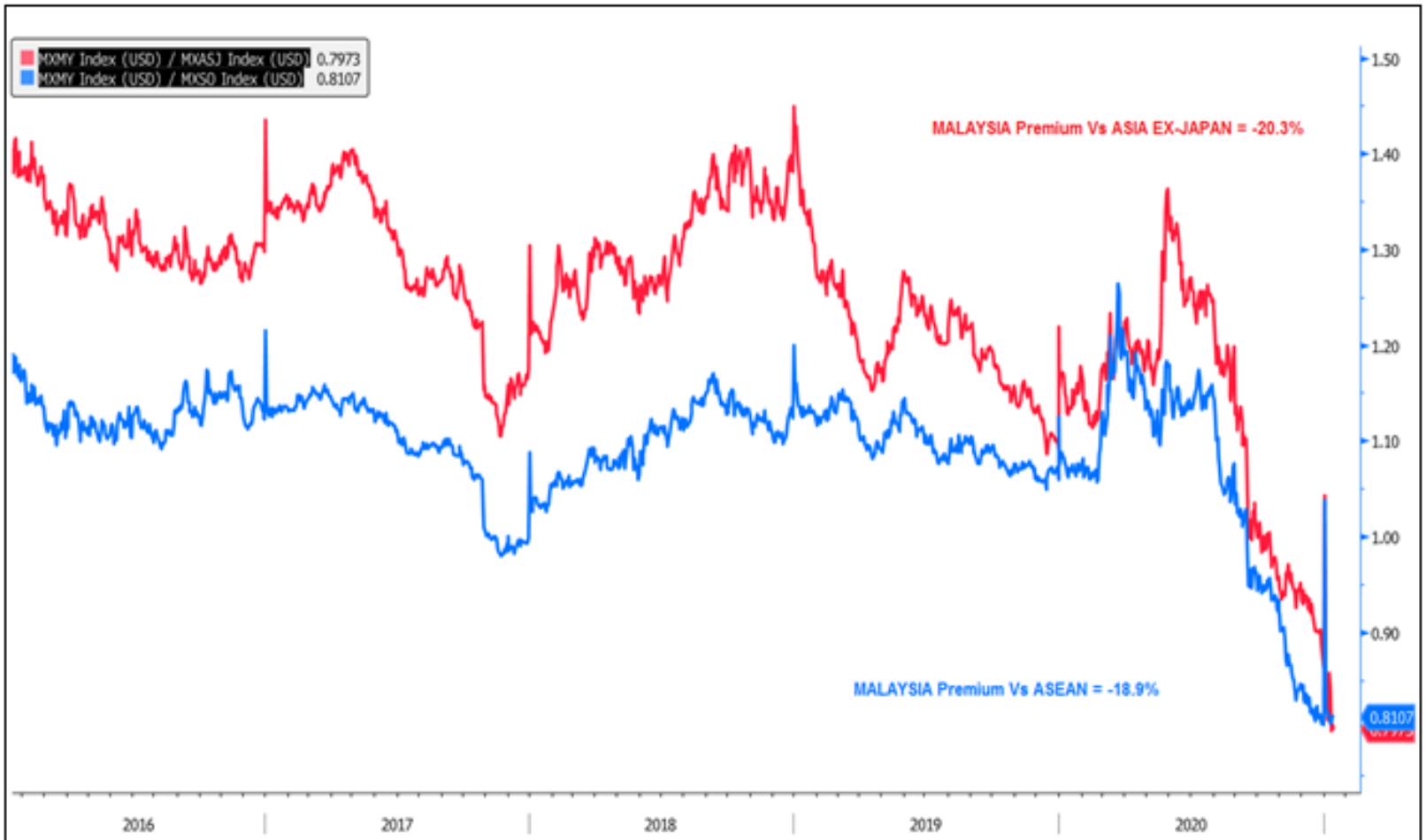
4. On 18 Jan, PM Tan Sri Muhyiddin announced a 4th stimulus package worth RM 15bil under PERMAI. Analysts estimate part of this expenditure is a repackaging of Budget 2021 and an extension of 2020's stimulus measure. The additional new funding is estimated at approximately RM 3 billion. MOF forecast Malaysia's GDP for 2021 to record a 6.5%-7.5% growth and fiscal deficit target of 5.4% of GDP in 2021. More analysts are now expecting a further rate cut in 1H 2021 by 25 bps to a new low of 1.5%.
5. Consensus 2021 market eps estimate has moved up from RM 88.8 in Dec-20 to RM 114.7 currently. At 1,605 @ 19.01.21, the market is trading at a PER of 14x for CY21 respectively. The market's valuation for 2021 is below its 12M mean PER of ~16x. Separately, Malaysia is cheap vs the Asian region. Malaysia is currently trading at a 20% discount to Asia ex-Japan's 2020 PE multiple (please see Exhibit 3). This is the steepest discount in the last 5 years.

Exhibit 1 : FBMKLCI Consensus Earnings Per Share (EPS)



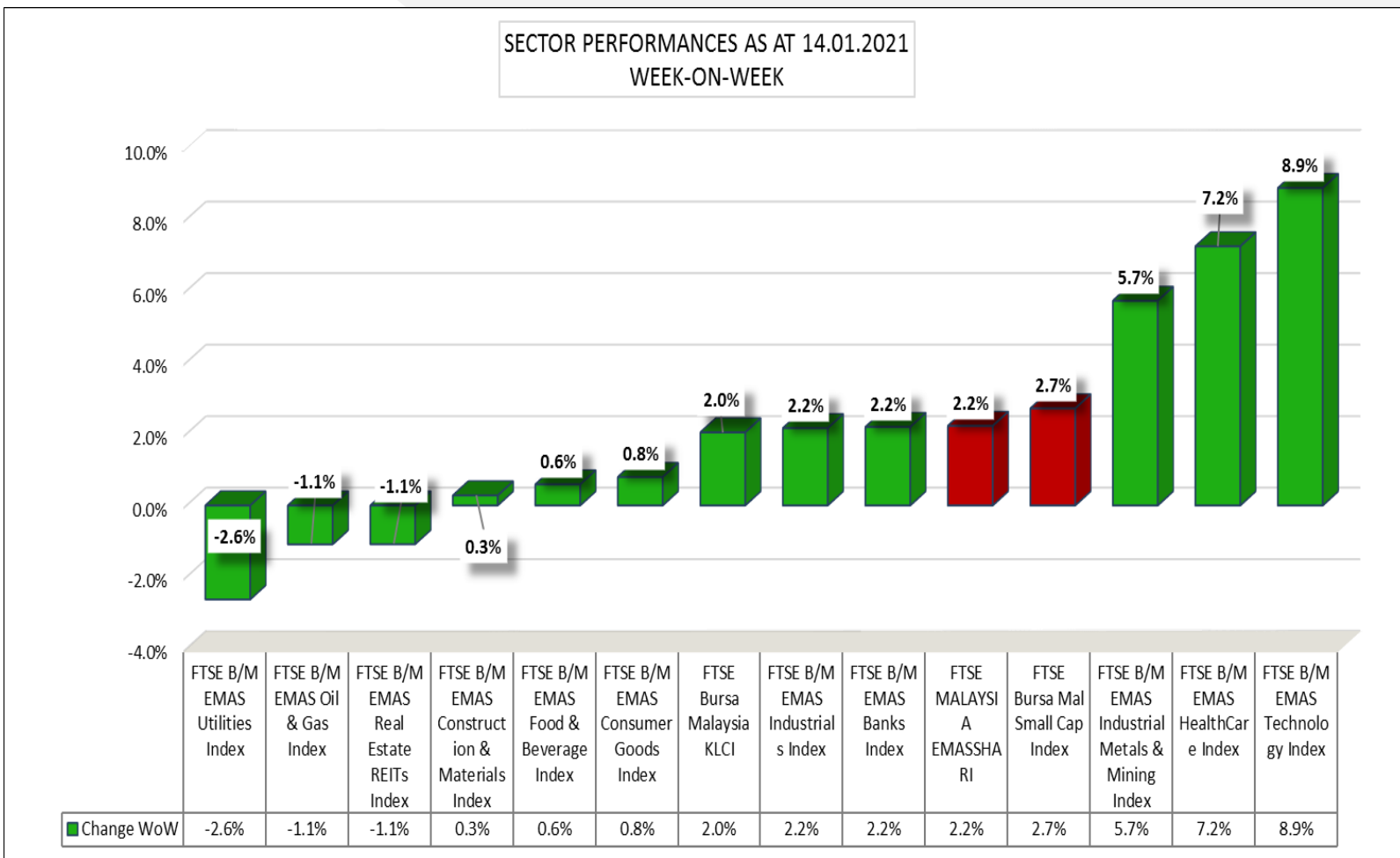
(Source: Bloomberg)

Exhibit 2: MALAYSIA P/E vs ASIA EX-JAPAN P/E vs ASEAN P/E



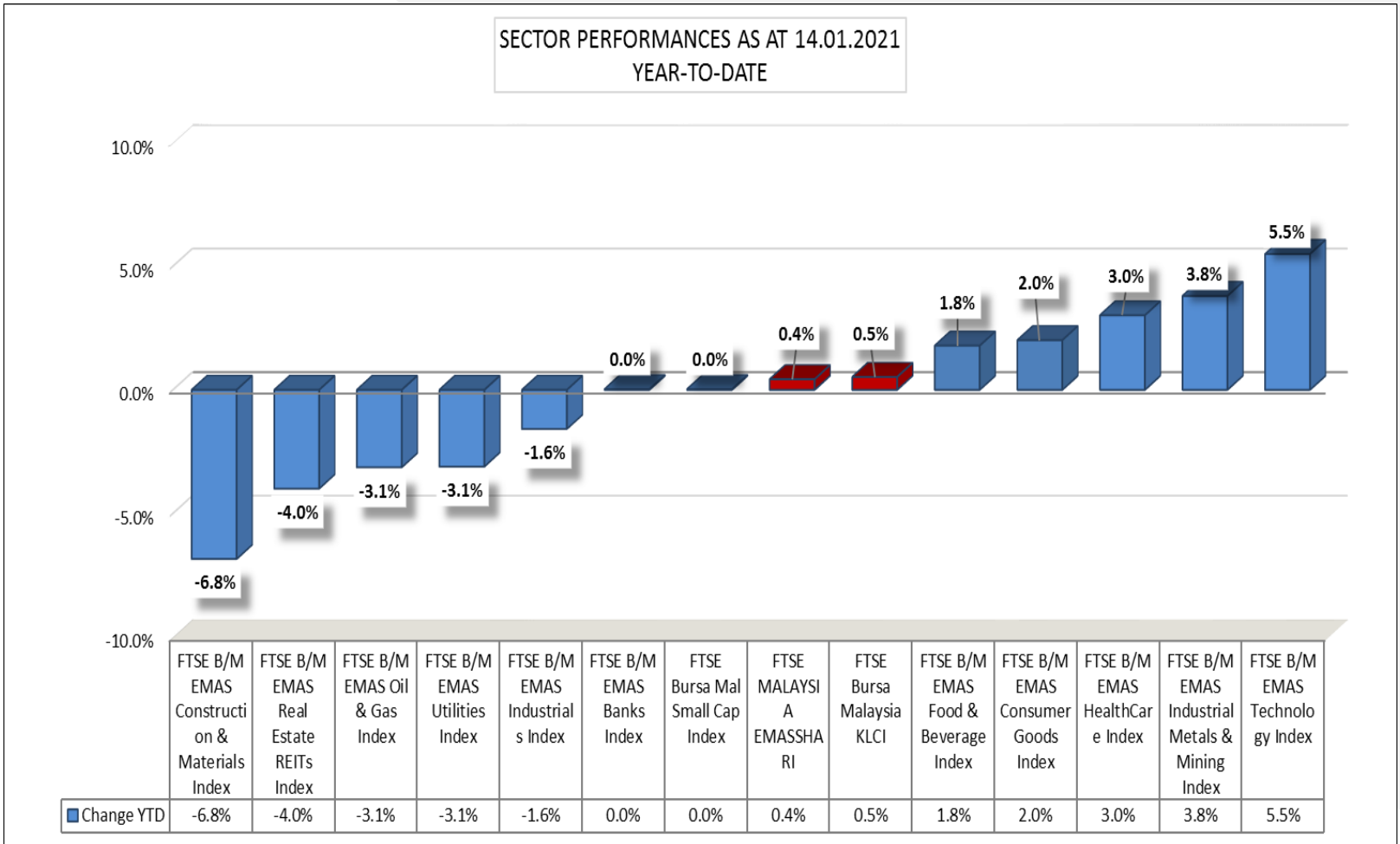
(Source: Bloomberg)

Exhibit 3: Sector performances (Week-on-Week)



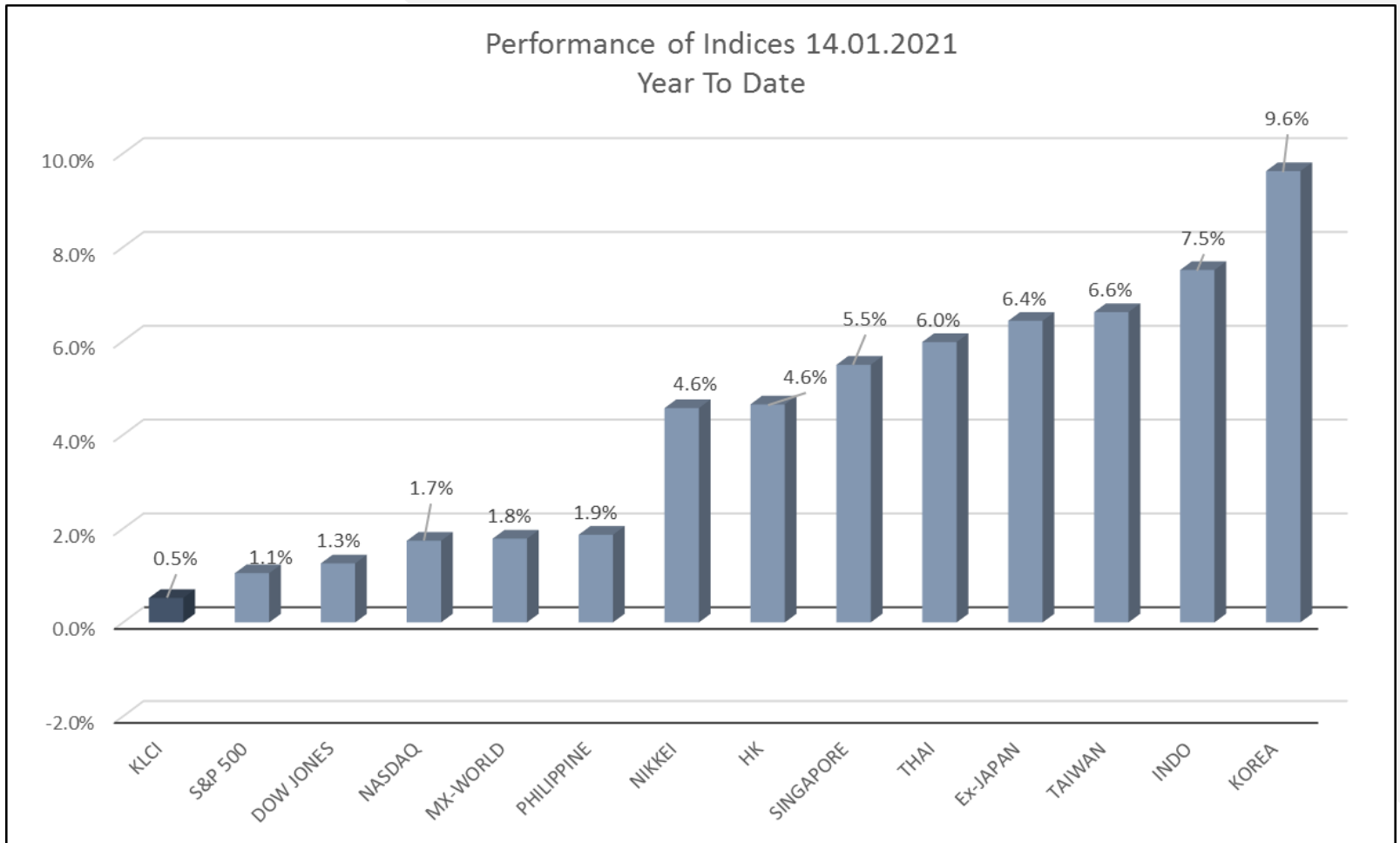
(Source: Bloomberg)

Exhibit 4: Sector performances (Year-to-Date)



(Source: Bloomberg)

Exhibit 5: Performance of Indices Year to Date



(Source: Bloomberg)

Regional

1. Buy on rumours, sell on fact? As promised, incoming US President Joe Biden will push hard for a US\$1.9 trillion fiscal support package. Global equity markets got off to a good start and continued the momentum following the Georgia run-off that produced a Senate-House Democrat majority. Nonetheless, the possibility that this slim majority may not get full support coupled by security concerns running up to Joe Biden's 20th January inauguration has taken some of the sails off this market momentum. News that the Pfizer vaccine has produced less than desirable results in Norway including the deaths of 23 elderly did not help sentiment either, especially when newly Covid-19 confirmed cases have also taken a turn for the worse since the turn of the year.
2. China's GDP growth for 4Q20 surprised on the upside +6.5% yoy with full year 2020 GDP +2.3% yoy, the only country in the world to register a positive GDP growth number. More importantly, China's GDP growth has never been this strong since 2015. First half 2021 GDP growth is likely to be very strong due to the low base effect of Covid-19 1H20. And considering the scramble for raw materials and parts across most manufacturing and industrial chains, with China being the world's largest factory, we are optimistic that 2021 GDP has

-continued

further room to surprise on the upside. This is not a temporary phenomenon; even post Covid-19, and particularly with the relocation/disbursement of supply chains across Asia, higher inventory hoarding will become the new norm in business models.

3. A new era for Asia is not a dream anymore; a stronger China economically is positive for her Asian neighbours whose trade are increasingly more aligned to that of China. Political barbs will just be noises; when it comes to the walk, everyone will follow where the money flows.....

Disclaimer

This document is prepared for general circulation and for information purposes only and under no circumstances should it be considered or intended as an offer to sell or a solicitation of an offer to buy the securities referred to herein. Investors should note that values of such securities, if any, may fluctuate and that each security's price or value may rise or fall. Opinions or recommendations contained herein are in form of technical ratings and fundamental ratings. Fundamental ratings include various financial data from the income statement, balance sheet, and cash flow statement items such as sales, profit, all important ratios, cash flows, working capital, cash conversion cycle and etc. over the past quarters and years. Technical ratings may differ from fundamental ratings as technical valuations apply different methodologies and are purely based on price and volume-related information extracted from the relevant jurisdiction's stock exchange in the equity analysis. Accordingly, investors' returns may be less than the original sum invested. Past performance is not indicative of future performance. This document is not intended to provide personal investment advice and does not take into account the specific investment objectives, the financial situation and the particular needs of persons who may receive or read this document. Investors should therefore seek financial, legal and other advice regarding the appropriateness of investing in any securities or the investment strategies discussed or recommended in this document. The information contained herein has been obtained from sources believed to be reliable but such sources have not been independently verified by Apex Investment Services Berhad ("AISB") and consequently no representation is made as to the accuracy or completeness of this document by AISB and it should not be relied upon as such. Accordingly, AISB and its officers, directors, associates, connected parties and/or employees (collectively, "Representatives") shall not be liable for any direct, indirect or consequential losses or damages that may arise from the use or reliance of this document. Any information, opinions or recommendations contained herein are subject to change at any time, without prior notice. This document may contain forward-looking statements which are often but not always identified by the use of words such as "anticipate", "believe", "estimate", "intend", "plan", "expect", "forecast", "predict" and "project" and statements that an event or result "may", "will", "can", "should", "could" or "might" occur or be achieved and other similar expressions. Such forward-looking statements are based on assumptions made and information currently available to us and are subject to certain risks and uncertainties that could cause the actual results to differ materially from those expressed in any forward-looking statements. Readers are cautioned not to place undue relevance on these forward-looking statements. AISB expressly disclaims any obligation to update or revise any such forward-looking statements to reflect new information, events or circumstances after the date of this publication or to reflect the occurrence of unanticipated events. AISB and its officers, directors and employees, including persons involved in the preparation or issuance of this document, may, to the extent permitted by law, from time to time participate or invest in financing transactions with the issuer(s) of the securities mentioned in this document, perform services for or solicit business from such issuers, and/or have a position or holding, or other material interest or effect transactions, in such securities or options thereon, or other investments related thereto. In addition, it may make markets in the securities mentioned in the material presented in this document. One or more directors, officers and/or employees of AISB may be a director of the issuers of the securities mentioned in this document to the extent permitted by law. This document is prepared for the use of AISB clients, consultants or Representatives and may not be reproduced, altered in any way, transmitted to, copied or distributed to any other party in whole or in part in any form or manner without the prior express written consent of AISB. AISB and its Representatives accepts no liability whatsoever for the actions of third parties in this respect. This document is not directed to or intended for distribution to or use by any person or entity who is a citizen or resident of or located in any locality, state, country or other jurisdiction where such distribution, publication, availability or use would be contrary to law or regulation. This document is for distribution only under such circumstances as may be permitted by applicable law. The securities described herein may not be eligible for sale in all jurisdictions or to certain categories of investors. Without prejudice to the foregoing, the reader is to note that additional disclaimers, warnings or qualifications may apply based on geographical location of the person or entity receiving this document.

This document has not been reviewed by the Securities Commission Malaysia ("SC"), Federation of Investment Managers Malaysia ("FIMM") and Employees Provident Fund ("EPF"). The SC, FIMM and EPF are not liable for this document and are not in any way associated with this document. The SC, FIMM and EPF are not responsible for the contents herein and do not make any representation on the accuracy or completeness of this document, either in whole or in part.