

Portfolio Managers' Views

10 July 2023
FUND MANAGEMENT DEPARTMENT

1.0 MALAYSIA & REGIONAL

The Week in Review (3 - 7 July 2023) & Our Managers' Views

1

We remain invested in RHB and Maybank for their high dividend yields and stable outlooks: Bank Negara Malaysia held the Overnight Policy Rate (OPR) at 3.00% in July 2023. We do not expect rate cuts in the coming months and view that banks' net interest margins will be flat or expand QoQ. Moreover, banks will likely reverse some loan loss provisions as the industry's gross impaired loans ratio stabilised at 1.8-2.0%. The removal of the prosperity tax will also boost banks' net profit YoY.

2

We remain positive on China's EV markets: Tesla and China EV makers declared a truce on the price war initiated back in Mar-23. The truce alleviates uncertainties about the strength of China's EV demand as China continued to report record sales in 2Q23. We believe this strong sales trend will continue as consumers shift consumption from traditional cars to EVs which will drive increased smart display panel adoption. We are invested in BOE Varitronix, China's leading smart display panel maker.

3

China export material ban is negative on tech: China announced that it will ban exports of Gallium and Germanium which are key materials in manufacturing semiconductors. Although the material is abundant, China is known to be the cheapest supplier. We think this may not cause a significant supply dislocation but the move is negative for the overall sentiment of the technology supply chain which may see further restrictions as a result of the continued tensions.

4

Status quo outcome for state elections: We attended a briefing on state elections with public opinion research firm, Merdeka Centre. They believe that the outcome will be a status quo scenario with Perikatan Nasional winning 3 states and Pakatan Harapan winning 3 states, based on similar outcomes from the last general election. We think that this outcome will help alleviate the overhang on the Malaysia market due to the upcoming state elections. State polls are set for 12th Aug 2023.

5

Valuations: FBMKLCI is trading at very attractive levels now. For instance, its 2023 price-earnings ratio ("PER") of 13.3x is at the bottom end of its 12 year low. Similarly, price-to-book ratios are also attractive at 1.2x, which are levels last seen only during the market bottom for Covid in Mar-20. Dividend yields are also trading at 4.5%, above the 10-year high of 4.3% last seen in Q1 of 2021. Hence, we remain optimistic for the prospects of the Malaysian markets.

2.0 MALAYSIA MARKET REVIEW

Bursa Energy Index rose by 2.3% WTD led by Dialog & Bumi Armada

Exhibit 1: KLCI vs Shariah Index

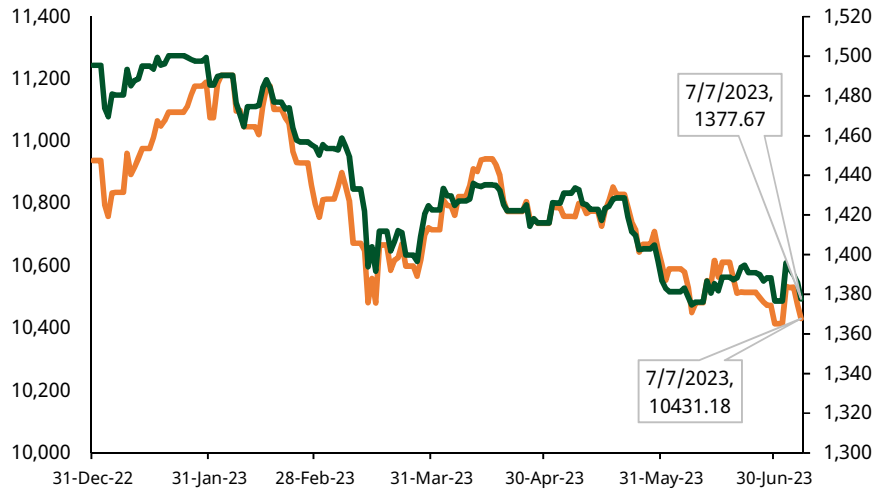


Exhibit 2: USDMYR

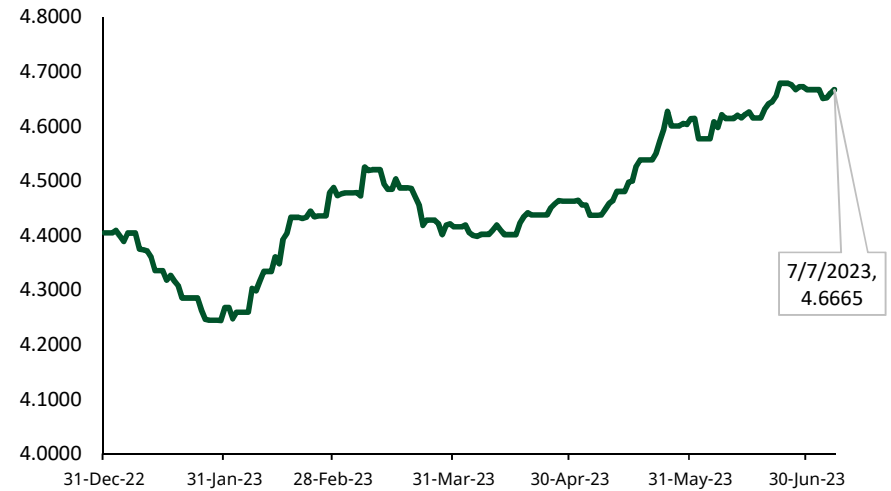


Exhibit 3: Sector Performances Week-to-Date (%)

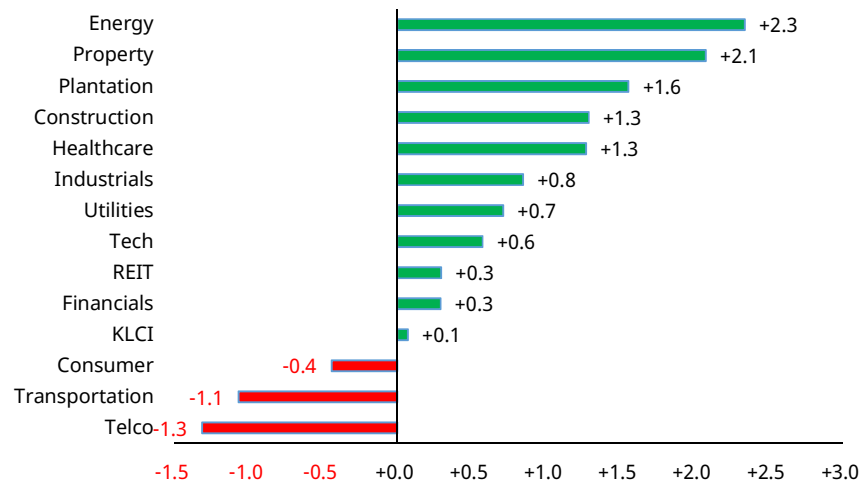
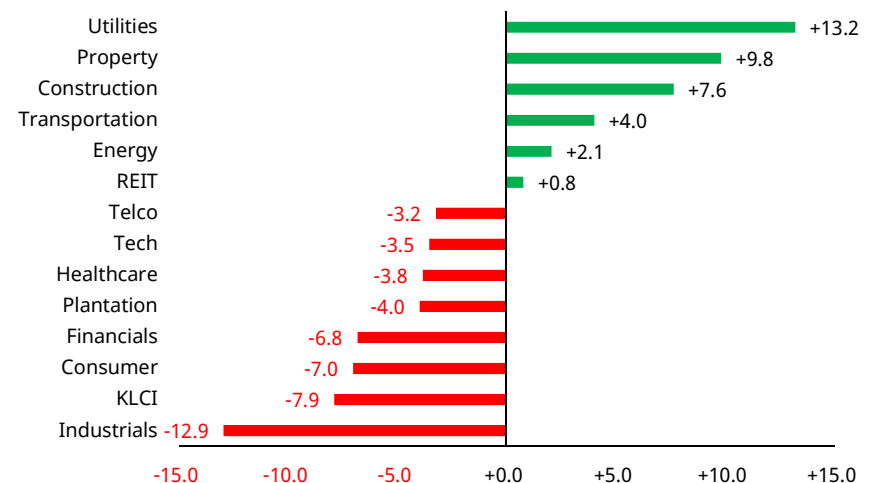


Exhibit 4: Sector Performances Year-to-Date (%)



Source: Bloomberg

2.1 MALAYSIA VALUATIONS

Valuations Remain at Historical Bottoms - BUY Territory

Exhibit 5: MY's Premium/Discount (%) to ASEAN & Asia (on Current PER, %)

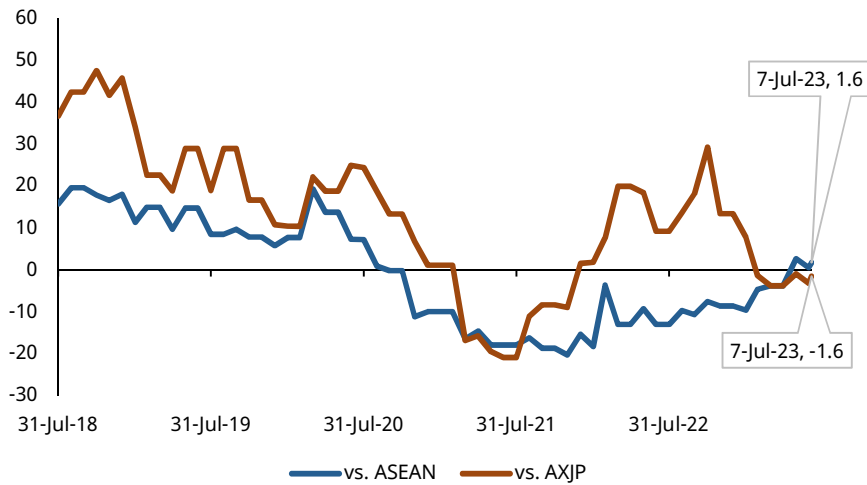


Exhibit 6: KLCI's Price-Earnings Ratio (PER, x)

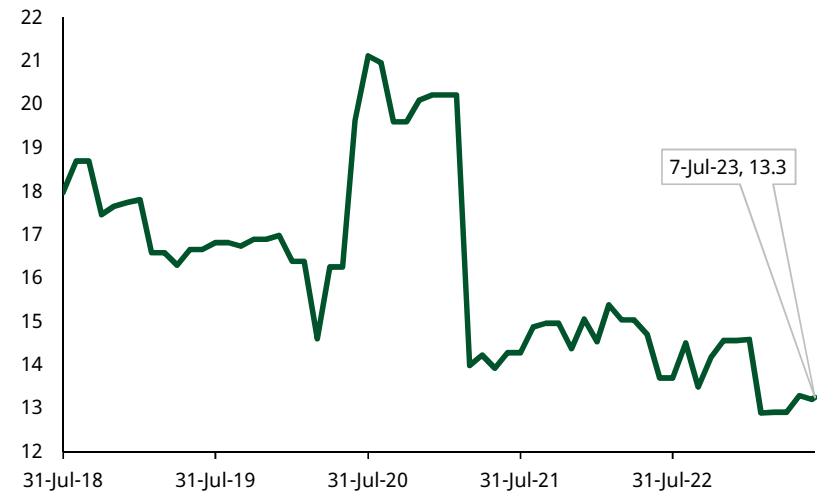


Exhibit 7: KLCI's Price-to-Book Ratio (PBR, x)

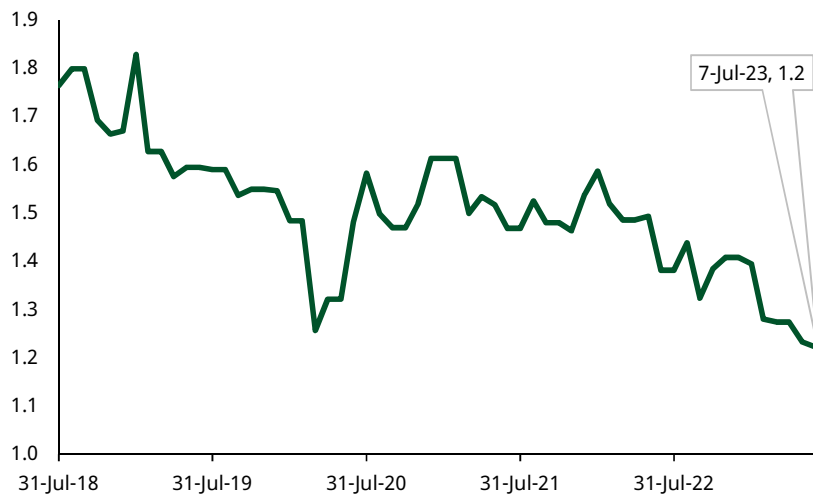
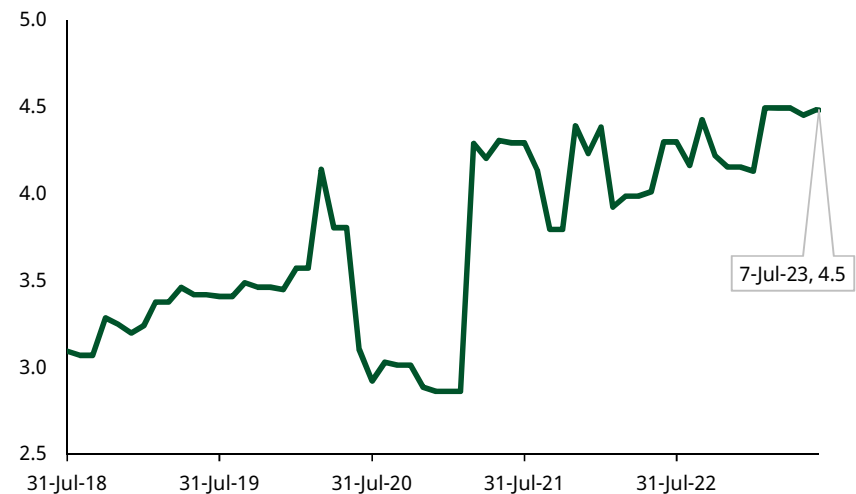


Exhibit 8: KLCI's Dividend Yield (DY, %)



Source: Bloomberg, based on consensus estimates

3.0 REGIONAL MARKETS REVIEW

Regional markets were weighted by hawkish Fed

Exhibit 1: Country Performances Week-to-Date (%)

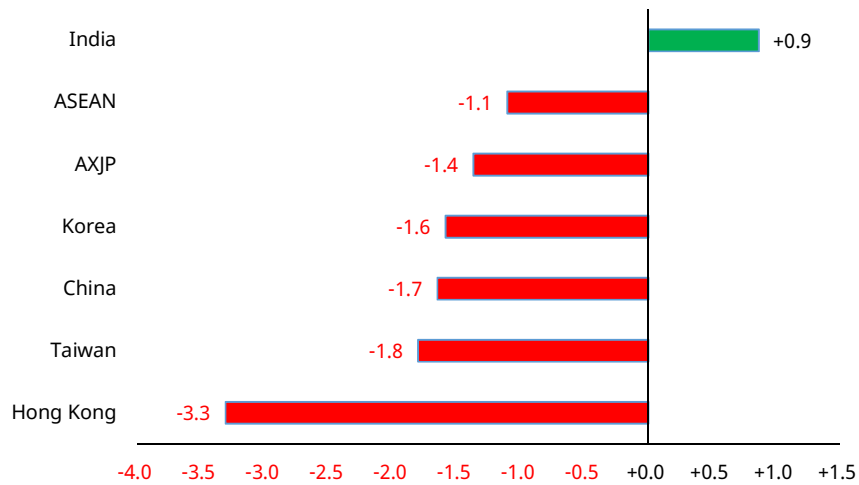


Exhibit 2: Country Performances Year-to-Date (%)

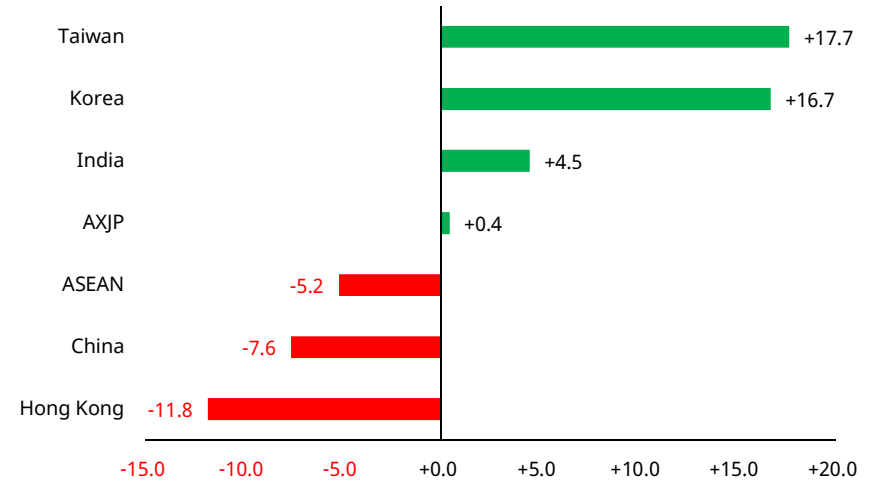


Exhibit 3: Sector Performances Week-to-Date (%)

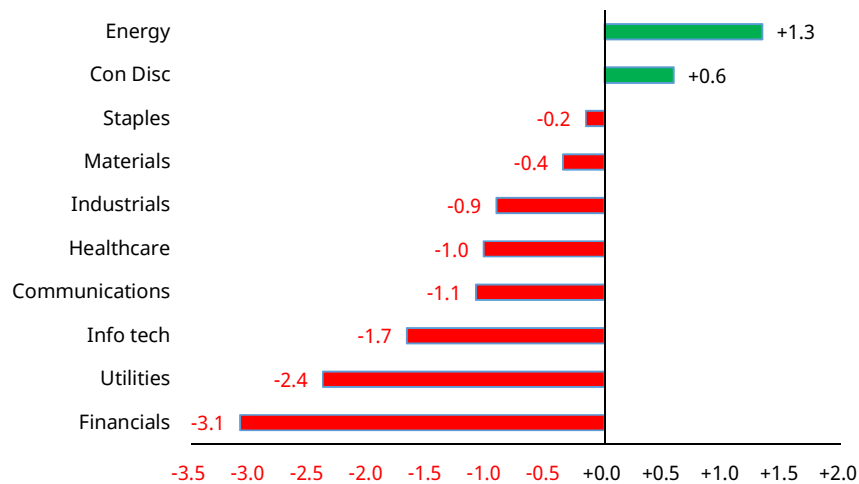
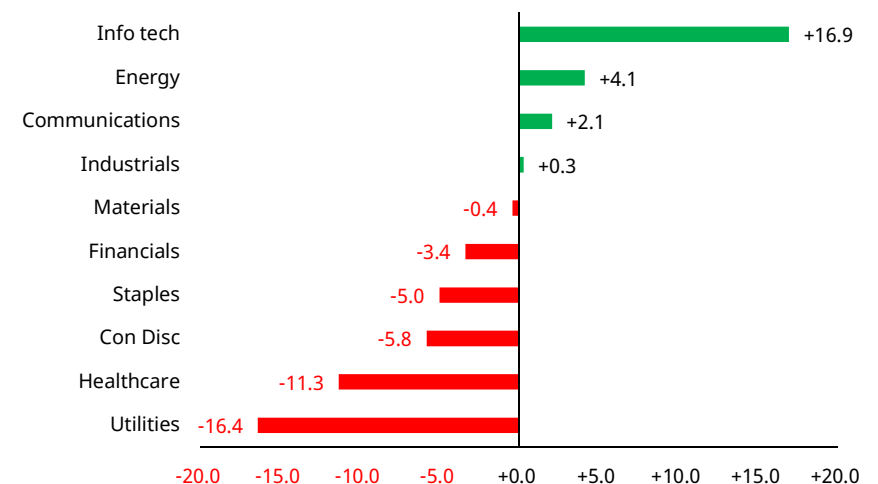


Exhibit 4: Sector Performance Year-to-Date (%)



Source: Bloomberg

3.1 REGIONAL VALUATIONS

We See The Market's Retracement As An Opportunity To Buy

Exhibit 5: Regional Price-Earnings Ratio (x)

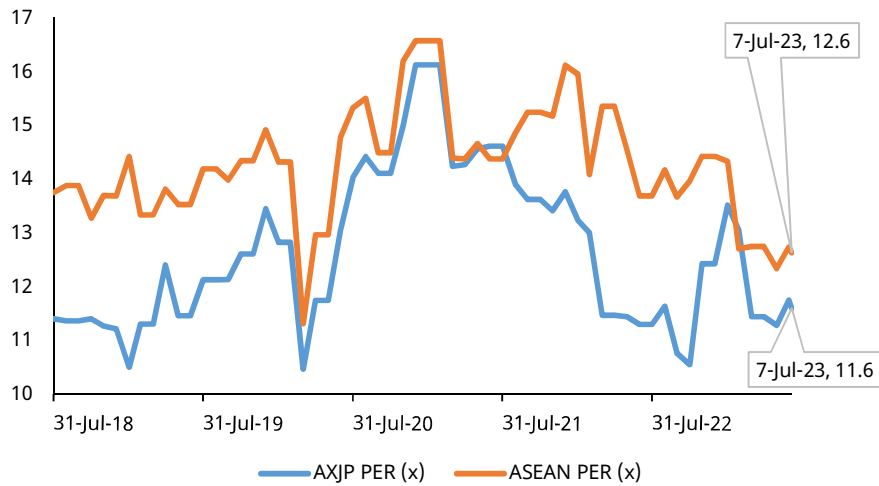


Exhibit 6: Regional Price-to-Book Ratio (x)

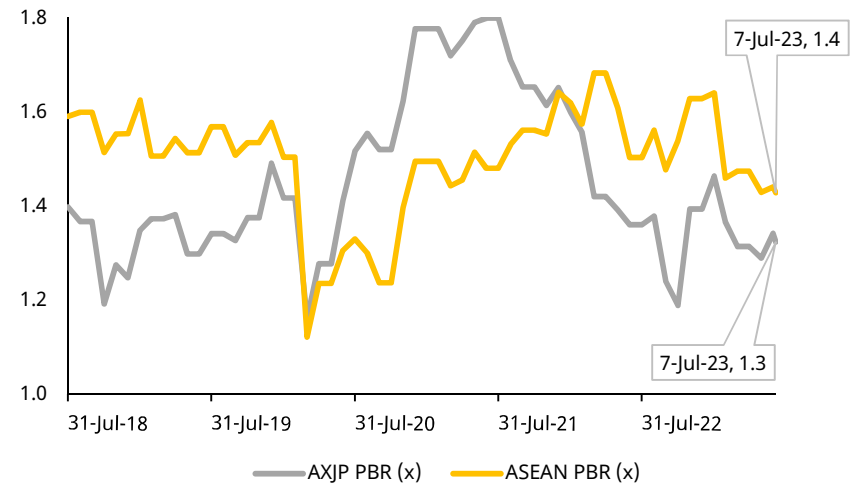


Exhibit 7: Regional Dividend Yield (%)

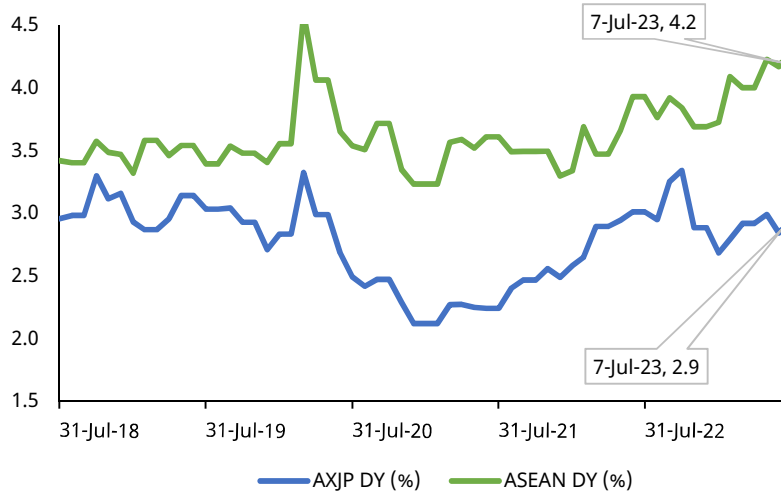
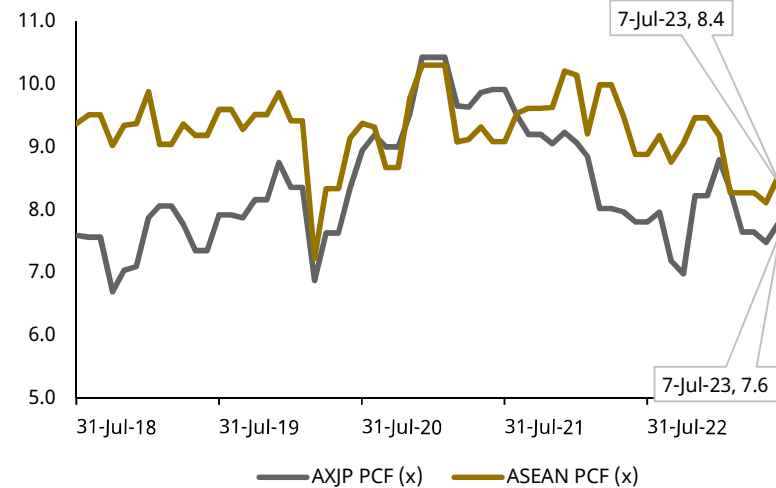


Exhibit 8: Regional Price-to-Cash Flow (x)



Source: Bloomberg

4.0 FOREIGN FUND FLOWS

Foreign Funds Were Net Buyers of India since end-June

Exhibit 9: Selected ASEAN Equity Markets (Net USD mil)

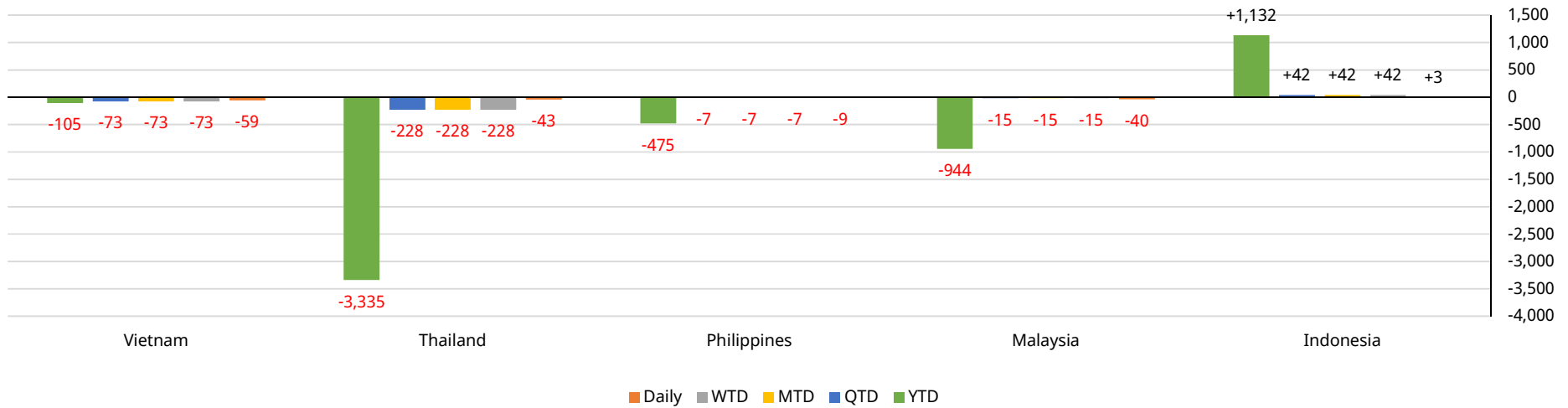
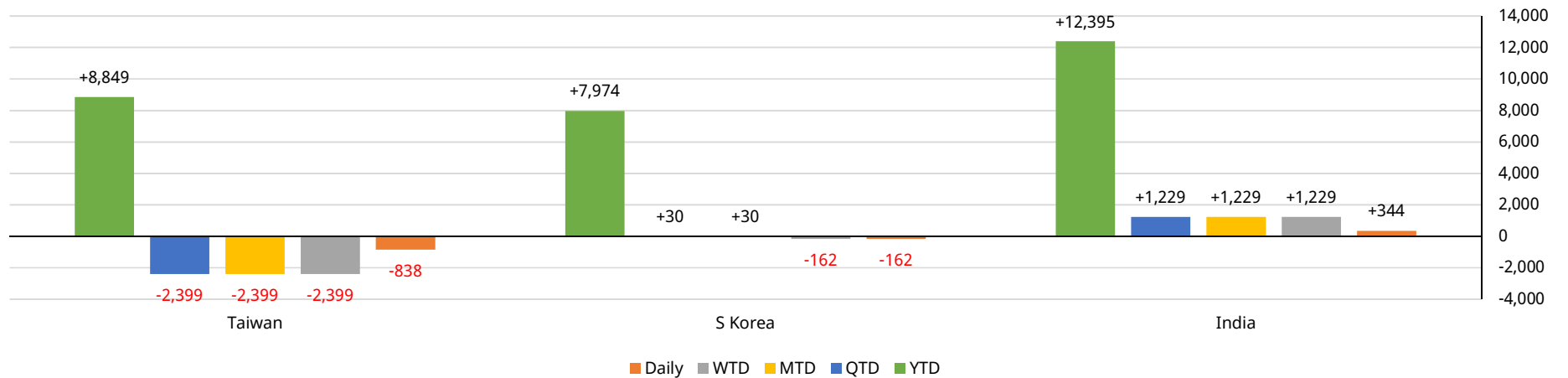


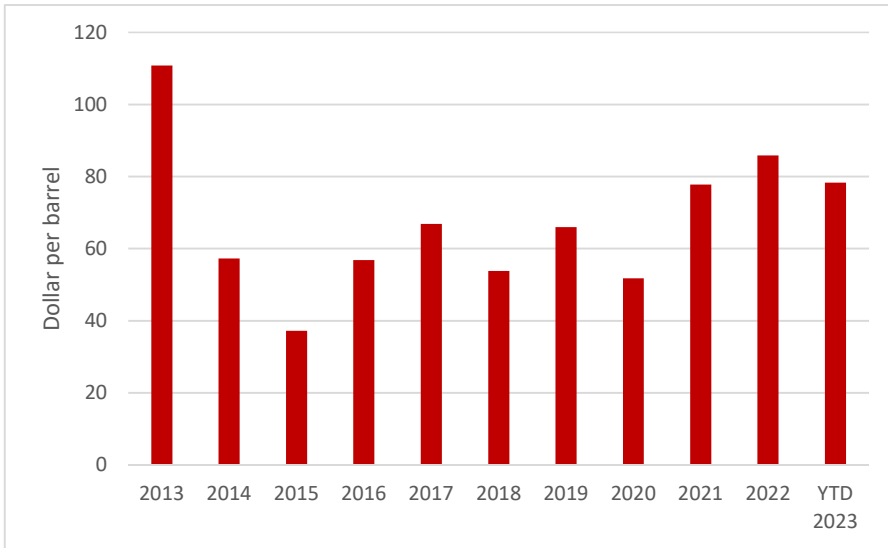
Exhibit 10: Selected North and West Asian Markets (Net USD mil)



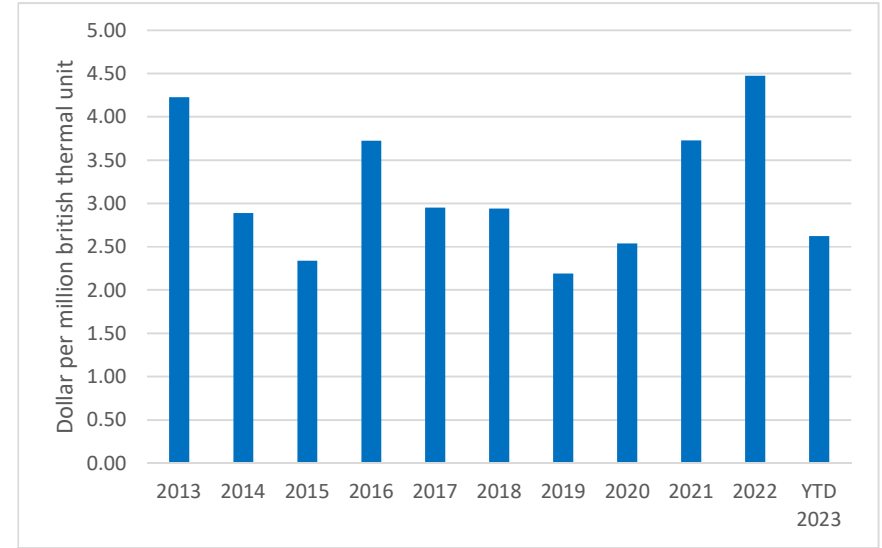
5.0 Energy Annual Prices

Energy Prices Weakened But Oil Remained Elevated Due To Tight Supply

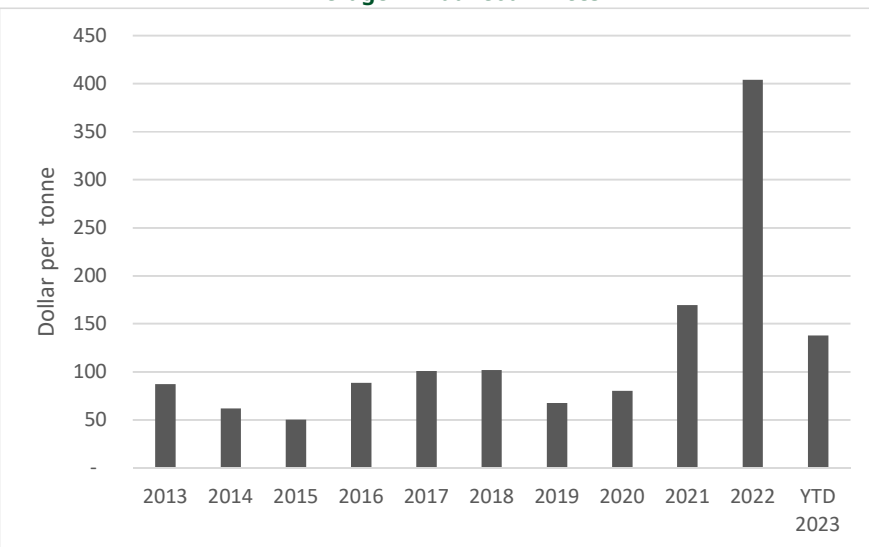
Average Annual Brent Oil Prices



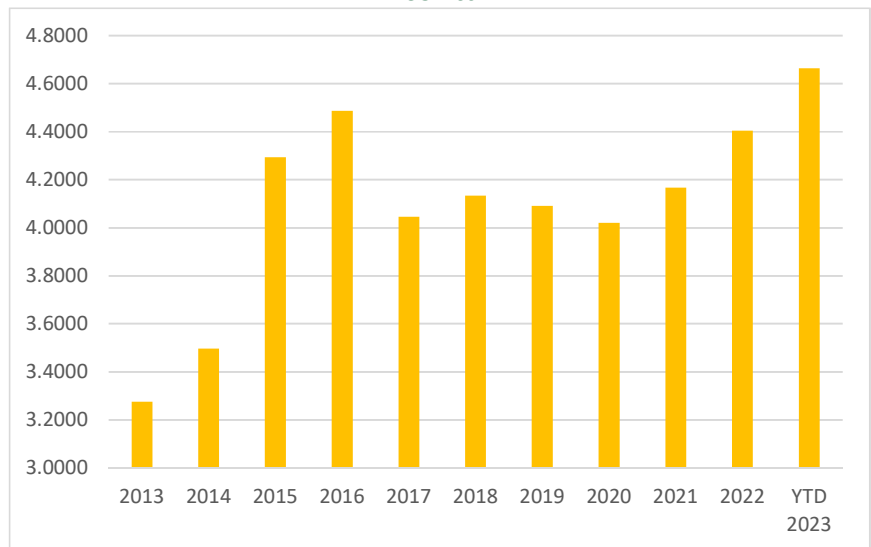
Average Annual Natural Gas Prices



Average Annual Coal Prices



1 USD to MYR

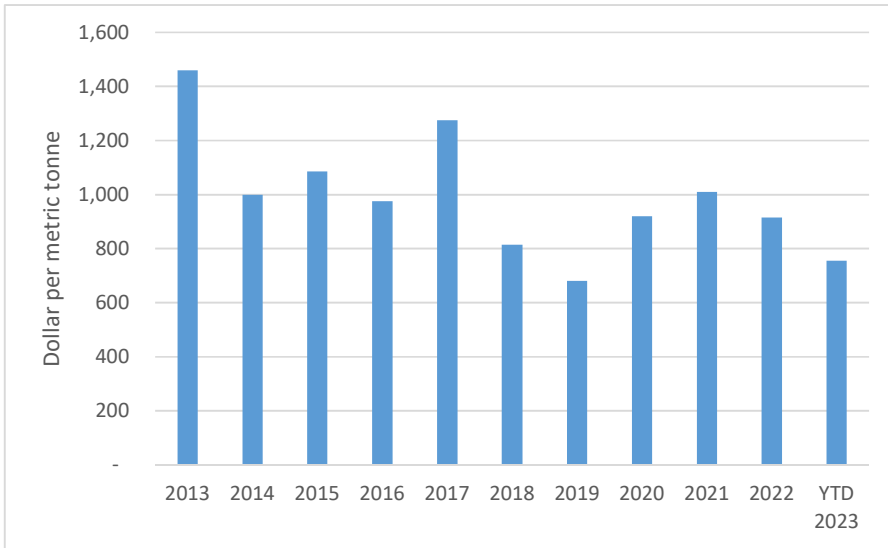


Source: Bloomberg

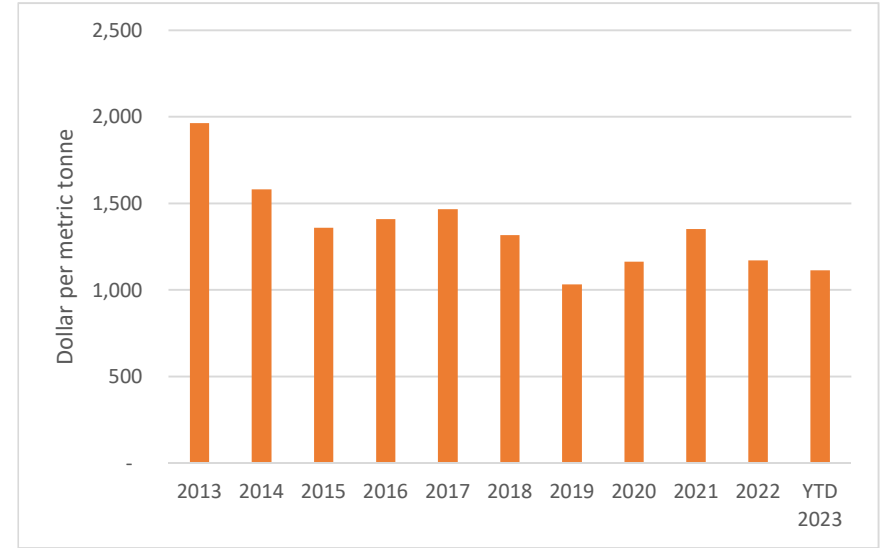
5.1 Petrochemical Annual Prices

Prices Decline on Weak China Demand

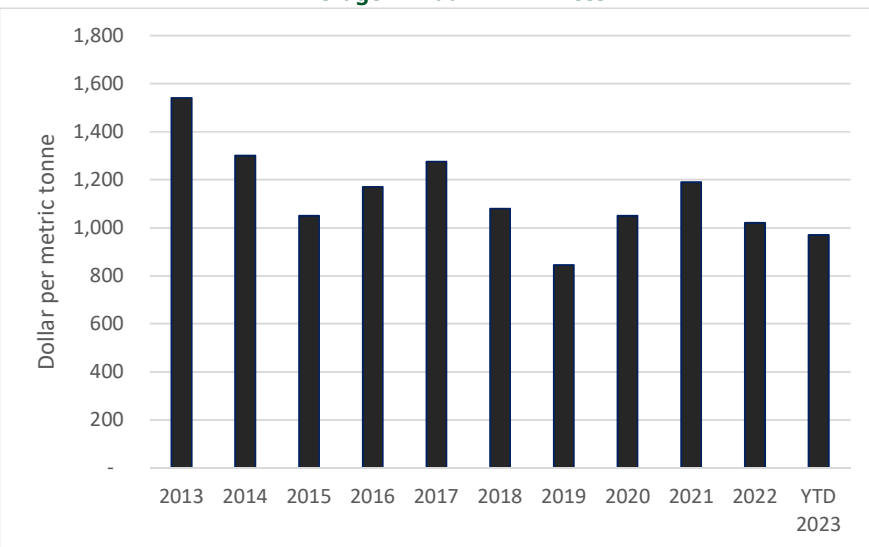
Average Annual Ethylene Prices



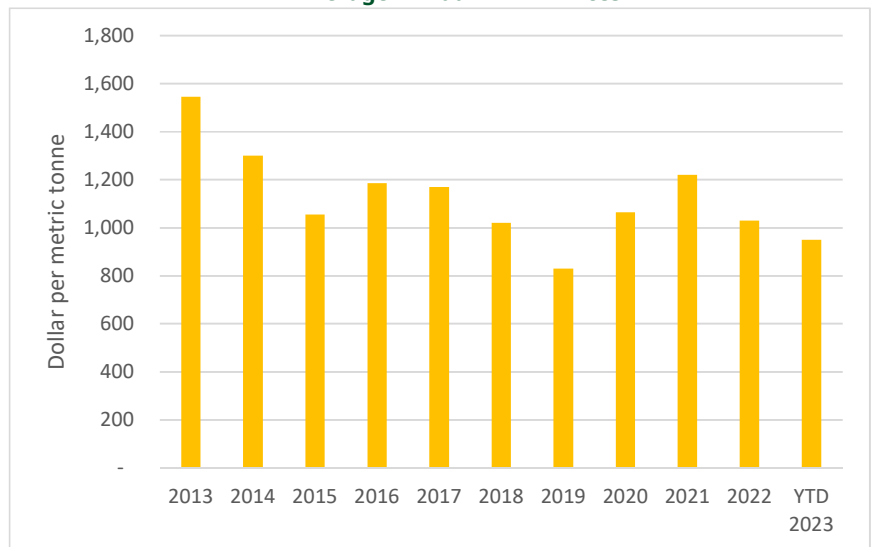
Average Annual Polyethylene Prices



Average Annual HDPE Prices



Average Annual LLDPE Prices

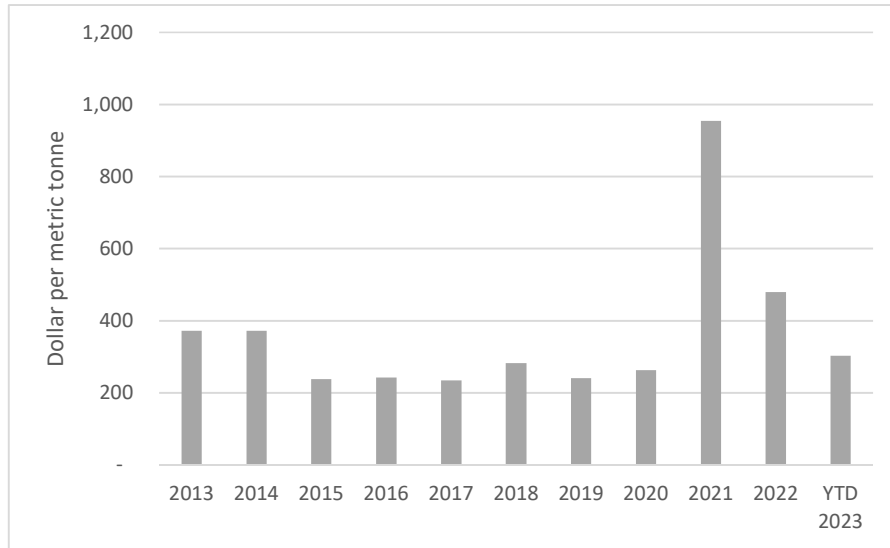


Source: Bloomberg

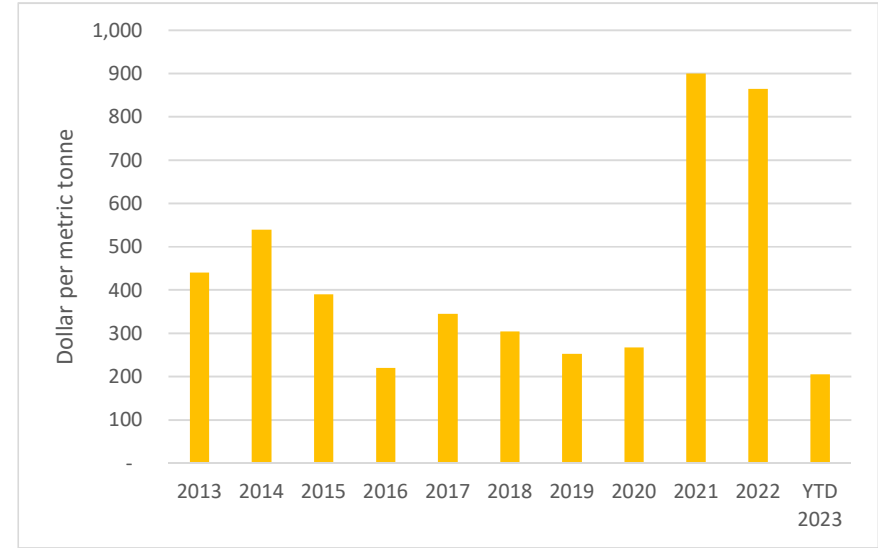
5.2 Fertiliser Annual Prices

Ammonia & Urea Prices Trend Lower, Tracking Natural Gas Prices

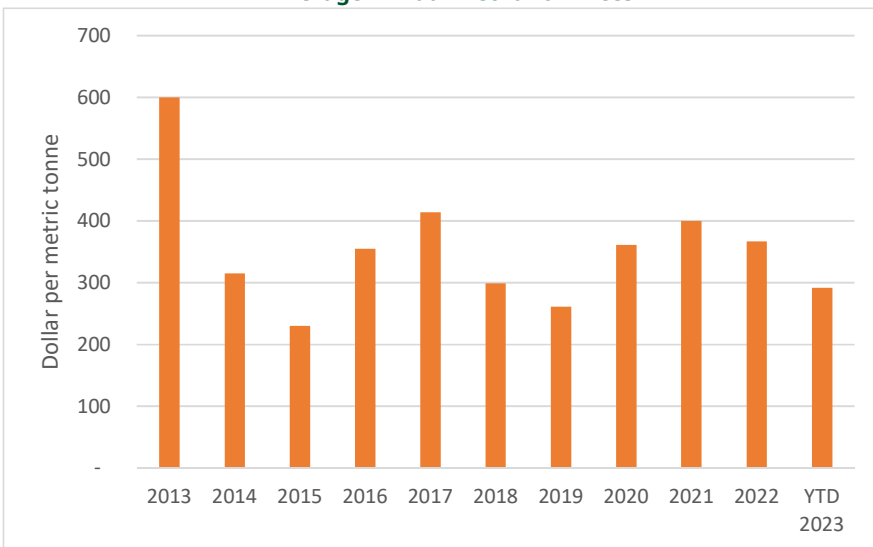
Average Annual Urea Prices



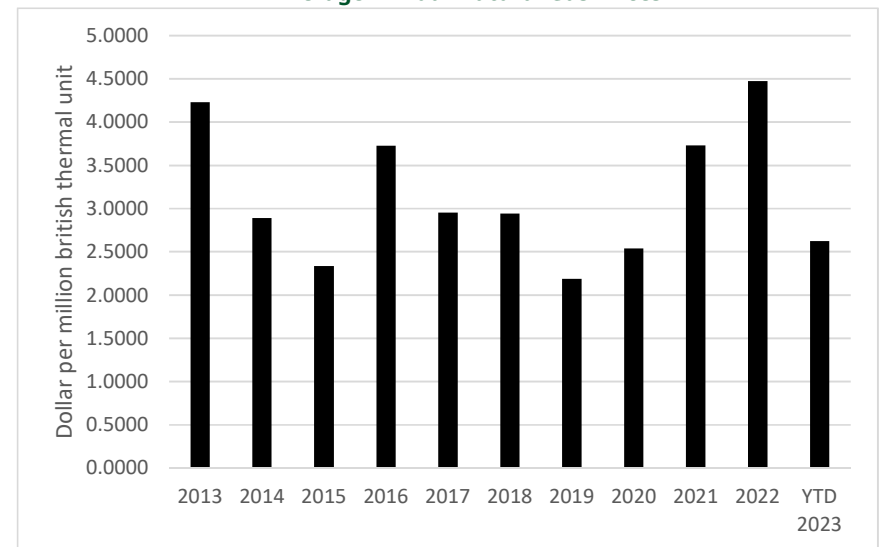
Average Annual Ammonia Prices



Average Annual Methanol Prices



Average Annual Natural Gas Prices

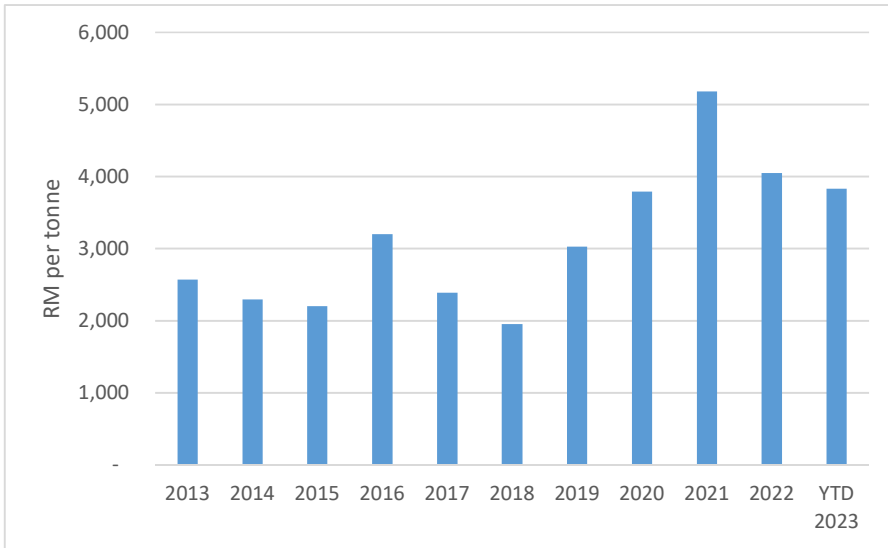


Source: Bloomberg

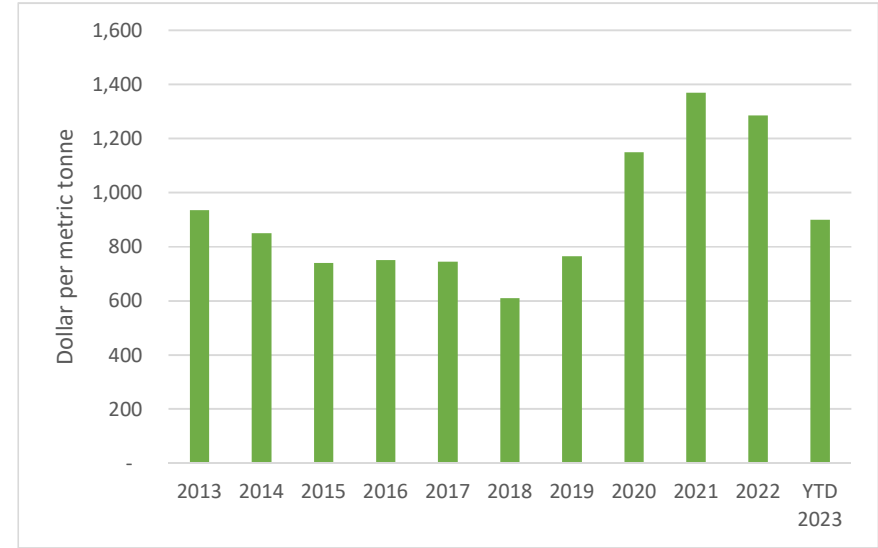
5.3 Agricultural Annual Prices

Palm Oil Prices Supported By Resilient Demand

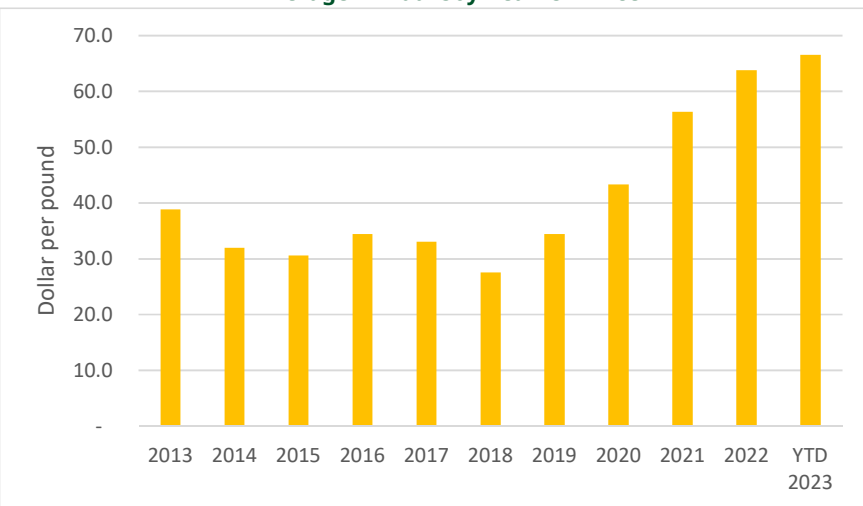
Average Annual Palm Oil Prices



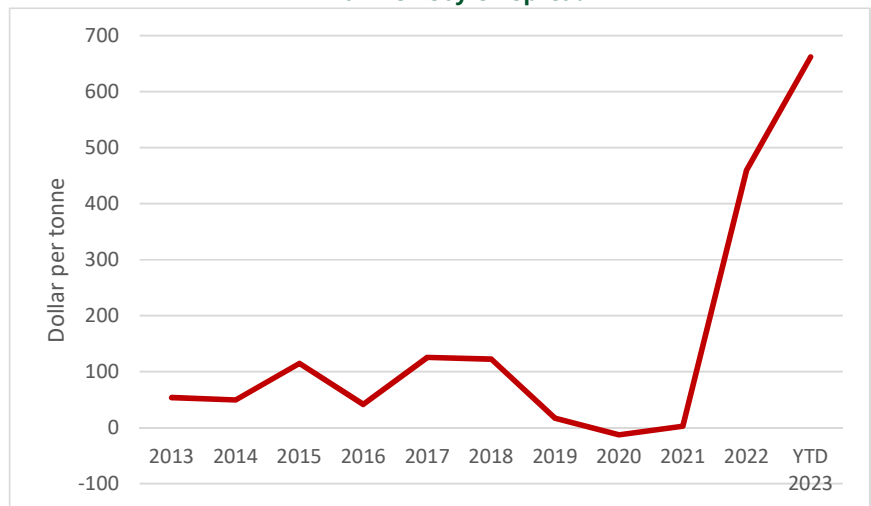
Average Annual Sunflower Oil Prices



Average Annual Soy Bean Oil Price



Palm Oil Soy Oil Spread



DISCLAIMER

This document is prepared for general circulation and for information purposes only and under no circumstances should it be considered or intended as an offer to sell or a solicitation of an offer to buy the securities referred to herein. Investors should note that values of such securities, if any, may fluctuate and that each security's price or value may rise or fall. Opinions or recommendations contained herein are in form of technical ratings and fundamental ratings. Fundamental ratings include various financial data from the income statement, balance sheet, and cash flow statement items such as sales, profit, all important ratios, cash flows, working capital, cash conversion cycle and etc. over the past quarters and years. Technical ratings may differ from fundamental ratings as technical valuations apply different methodologies and are purely based on price and volume-related information extracted from the relevant jurisdiction's stock exchange in the equity analysis. Accordingly, investors' returns may be less than the original sum invested. Past performance is not indicative of future performance. This document is not intended to provide personal investment advice and does not take into account the specific investment objectives, the financial situation and the particular needs of persons who may receive or read this document. Investors should therefore seek financial, legal and other advice regarding the appropriateness of investing in any securities or the investment strategies discussed or recommended in this document. The information contained herein has been obtained from sources believed to be reliable but such sources have not been independently verified by Astute Fund Management Berhad ("AFMB") (formerly known as Apex Investment Services Berhad) and consequently no representation is made as to the accuracy or completeness of this document by AFMB and it should not be relied upon as such. Accordingly, AFMB and its officers, directors, associates, connected parties and/or employees (collectively, "Representatives") shall not be liable for any direct, indirect or consequential losses or damages that may arise from the use or reliance of this document. Any information, opinions or recommendations contained herein are subject to change at any time, without prior notice. This document may contain forward-looking statements which are often but not always identified by the use of words such as "anticipate", "believe", "estimate", "intend", "plan", "expect", "forecast", "predict" and "project" and statements that an event or result "may", "will", "can", "should", "could" or "might" occur or be achieved and other similar expressions. Such forward-looking statements are based on assumptions made and information currently available to us and are subject to certain risks and uncertainties that could cause the actual results to differ materially from those expressed in any forward-looking statements. Readers are cautioned not to place undue relevance on these forward looking statements. AFMB expressly disclaims any obligation to update or revise any such forward-looking statements to reflect new information, events or circumstances after the date of this publication or to reflect the occurrence of unanticipated events. AFMB and its officers, directors and employees, including persons involved in the preparation or issuance of this document, may, to the extent permitted by law, from time to time participate or invest in financing transactions with the issuer(s) of the securities mentioned in this document, perform services for or solicit business from such issuers, and/or have a position or holding, or other material interest or effect transactions, in such securities or options thereon, or other investments related thereto. In addition, it may make markets in the securities mentioned in the material presented in this document. One or more directors, officers and/or employees of AFMB may be a director of the issuers of the securities mentioned in this document to the extent permitted by law. This document is prepared for the use of AFMB clients, consultants or Representatives and may not be reproduced, altered in any way, transmitted to, copied or distributed to any other party in whole or in part in any form or manner without the prior express written consent of AFMB. AFMB and its Representatives accepts no liability whatsoever for the actions of third parties in this respect. This document is not directed to or intended for distribution to or use by any person or entity who is a citizen or resident of or located in any locality, state, country or other jurisdiction where such distribution, publication, availability or use would be contrary to law or regulation. This document is for distribution only under such circumstances as may be permitted by applicable law. The securities described herein may not be eligible for sale in all jurisdictions or to certain categories of investors. Without prejudice to the foregoing, the reader is to note that additional disclaimers, warnings or qualifications may apply based on geographical location of the person or entity receiving this document.

This document has not been reviewed by the Securities Commission Malaysia ("SC"), Federation of Investment Managers Malaysia ("FIMM") and Employees Provident Fund ("EPF"). The SC, FIMM and EPF are not liable for this document and are not in any way associated with this document. The SC, FIMM and EPF are not responsible for the contents herein and do not make any representation on the accuracy or completeness of this document, either in whole or in part.

Data, charts and news sources are derived from Bloomberg. Portfolio Managers' Views are from Astute Fund Management Berhad.